

TOTAL RESPONSES 989	COMPLETION RATE [?] 80%	TYPICAL TIME SPENT [?] 7m:43s	MOST-SKIPPED QUESTION [?] Q26-If yes, which of the following is according to you the main danger facing the EU? Skipped:308
------------------------	-------------------------------------	---	--

Draft survey's analysis – General

1. Personal data and background (first 7 questions)

- Total number of respondents: 989
- Age: From 15 to 76 y.o.
- Gender: 43% males, 55% females and a 2% preferred not to say.
- Location: 83% from urban areas, 17% from rural ones.
- Nationality:

Belgian		0.61%	6
Bulgarian		11.43%	113
French		20.73%	205
Greek		7.58%	75
Irish		5.97%	59
Italian		29.93%	296
NON EU		2.33%	23
OTHER EU nationality		3.84%	38
Portuguese		17.80%	176

- Education: 40% bachelor degree or professional diploma; 28% Master's degree; 26% secondary school; 3.5% PhD or DPhil; 2% none of the above
- Current work and education: 42,67% employed, 13,55% self-employed, 25,28% University students, almost 6% unemployed, 8% others with 18 people of 89 (22%) retired.

2. Understanding of the EU (Outcome 1)

***145 people skipped these questions**

Questions 8 and 9

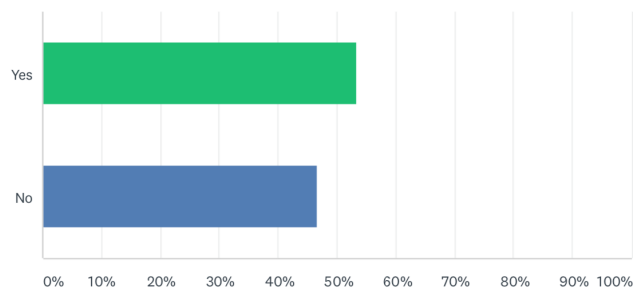
- Primary and secondary school: between 27% and 40% had no information at all about the EU;
- Higher education: Between 26% and 31% had no information at all about the EU.

Questions 10 and 11

- Familiarity with European institutions: 53.44% is aware of the division of responsibility between the European Parliament, the European Commission and the Council of the EU.

Q11 Are you aware of the division of responsibilities between the European Parliament, European Commission, and Council of the EU (=Council of Ministers)?

Answered: 844 Skipped: 145



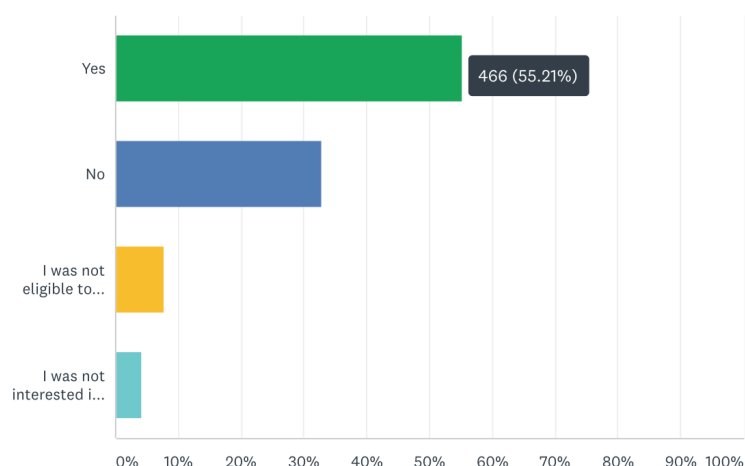
ANSWER CHOICES	RESPONSES	
Yes	53.44%	451
No	46.56%	393
TOTAL		844

Questions 12 and 13

- Participation in the last European parliamentary election: 55.21% voted, 32.82% did not vote, 4.27% was not interested and almost 8% was not eligible.
- Knowledge of European parliamentary groups: 24% know all parliamentary groups and 39% know some of them.

Did you vote in the last European parliamentary election?

Answered: 844 Skipped: 145



3. EU policies (Outcome 2)

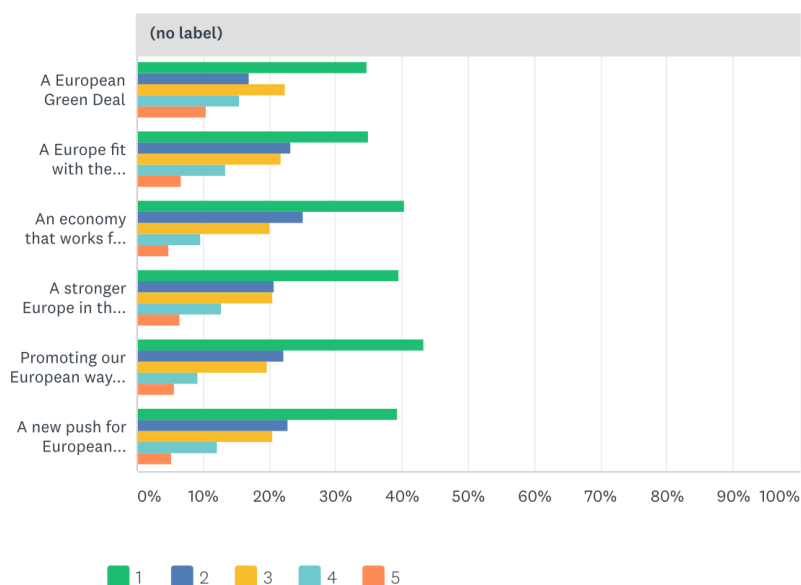
Question 14 - 145 skipped

Familiarity with the Commission's current priorities

- 43.38% ignore "Promoting our European way of life";
- 40.46% ignore "An economy that works for the people";
- 39.50% ignore "A stronger Europe in the world";
- 39.35% "A new push for European democracy";
- 34.80% "A European Green Deal" and "A Europe fit with the digital age";
- <10% know the priorities well;
- More than 10% know well "A European Green Deal".

How familiar are you with the current European Commission priorities?
(please rate the following items on a scale from 1 [nothing at all] to 5 [a lot])

Answered: 844 Skipped: 145



Question 15

Opinion about the European Green Deal is neither negative nor positive. However 221 people skipped this question.

Question 16 - 145 skipped

Impact of the EU

- 56% positive;
- 25% both positive and negative;
- 8% negative;
- 6% ignore it or have no impact.

Question 17- 145 skipped

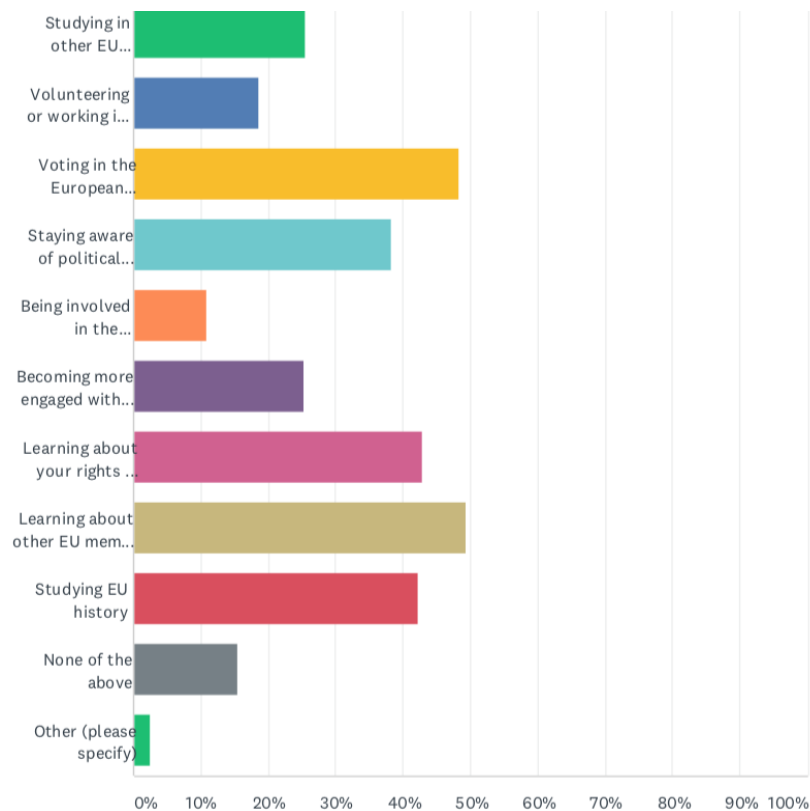
Are you an active EU Citizen?

- 47% yes;
- 20% do not know;
- 33% inactive.

Question 18 - 145 skipped

Ways of participation (multiple answers)

Studying in other EU countries through EU educational programmes	25.47%
Volunteering or working in other EU countries	18.72%
Voting in the European Parliamentary elections	48.22%
Staying aware of political and policy debates taking place within EU institutions	38.27%
Being involved in the political life (e.g. political campaigns, political parties) of the EU	10.90%
Becoming more engaged with social issues, like migration or rural poverty, which are relevant to the EU	25.24%
Learning about your rights and responsibilities as an EU citizen	42.89%
Learning about other EU member countries	49.29%
Studying EU history	42.30%
None of the above	15.52%
Other (please specify)	2.61%
Total Respondents: 844	



4. Access to information (Outcome 3) - 160 skipped

Question 19

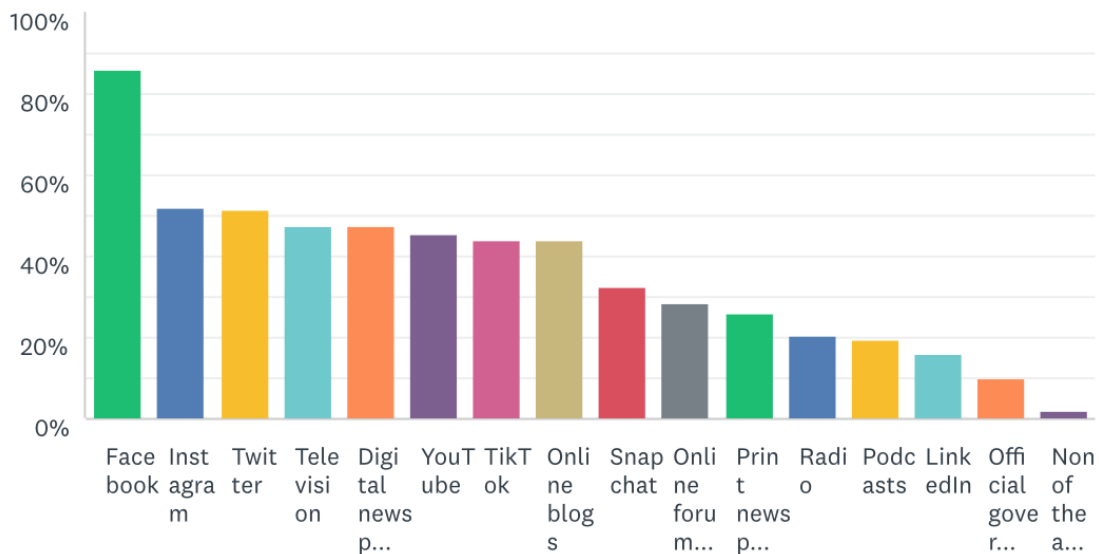
Regular use of Media

- Facebook: 68.15%
- Digital newspapers: 67.67%
- Television: 61.28%
- Instagram: 60.31%
- YouTube: 56.45%
- Radio: 40.41%
- Podcast: 28.11%
- Twitter: 25.69%
- LinkedIn: 24%
- Online Blogs: 15.32%
- TikTok: 13.99%
- Print Newspaper: 11.46%

Question 20

Media platforms vulnerable to disinformation and fake news

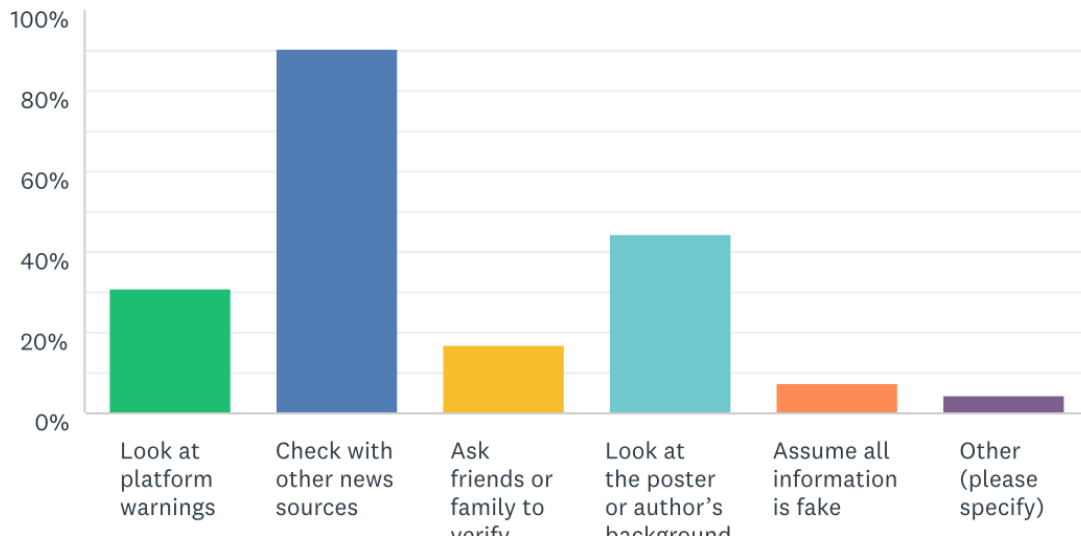
- Facebook: 85.89%
- Instagram: 51.99%
- Twitter: 51.63%
- Television: 47.41%
- Digital newspapers: 47.29%
- YouTube: 45.48%
- TikTok: 44.15%
- Online blogs: 44.15%
- Snapchat: 32.69%



Question 21

Strategies to identify disinformation and fake news

- Check with other sources: 90.47%
- Look at the poster or author's background: 44.27%
- Reading platform warnings: 31.12%



Question 22

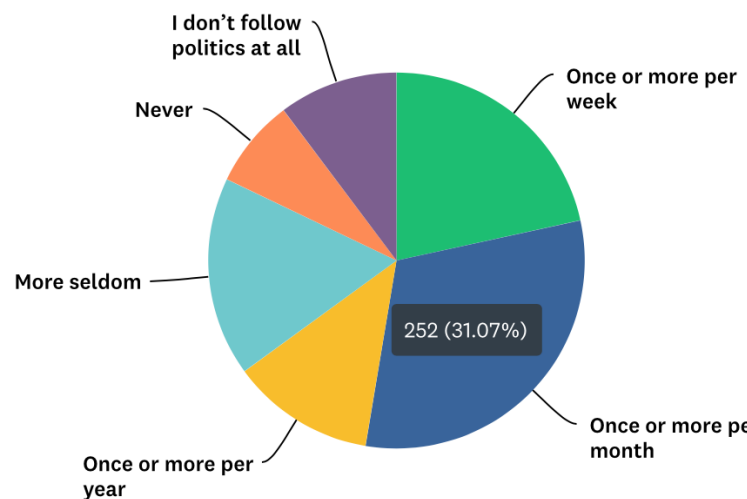
- The average impact of disinformation is 4 on a scale of 1 to 5 where 5 is a significant impact.

5. Access to Information about the EU - 178 skipped

Question 23

Hearing national politicians about EU decisions

- 31.07% once or more per month;
- 21.58% once or more per week;
- 17.14% more seldom;
- 12.33% once or more per year;
- 10.23 don't follow politics;
- 7.64% never/less than a year.



Question 24

Media where you hear or read about the EU

Once or more per day:

- Television: 27.01%
- Facebook: 26.17%
- Digital or print news paper: 23.36%

Once or more per week:

- Digital or print news paper: 34.25%
- Television: 31.38%
- Radio: 22.29%

Once or more per month:

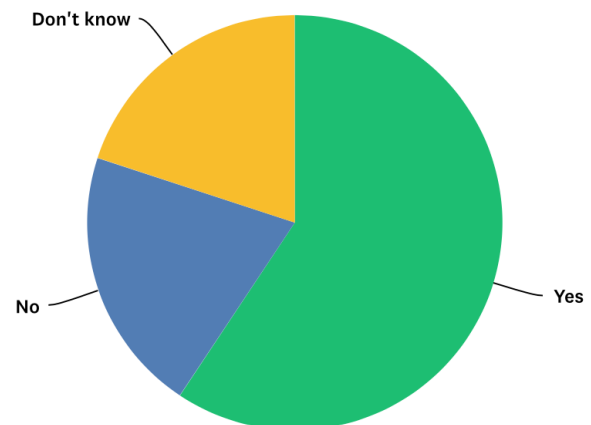
- Digital or print news paper: 17.06%
- Television: 17.60%
- Youtube: 16.67%

6. Future of the EU

Question 25 - **197 skipped**

Is the EU threatened today?

- Yes: 59.34%
- No: 20.71%
- Don't know: 19.95%



Question 26 - **308 skipped**

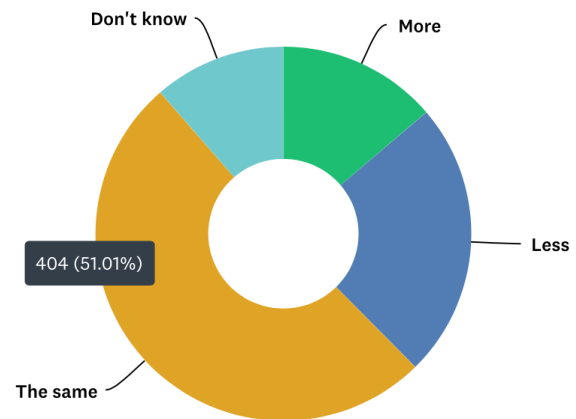
Main danger the is EU facing

- 29.66% nationalism and detachment from European institutions;
- 14.54% climate change;
- 12.63% social problems such as inequality and poverty;
- 9.69% terrorism and insecurity in general;
- 9.40% immigration;
- 8.81% democratic deficit of the European institutions;
- 7.34% disinformation and fake news;
- 3.82% tensions with foreign states such as Russia or China;

Question 27 - 197 skipped (Q27-Q32)

Trust in the EU leadership after the pandemic

- 51.01% same as before;
- 13.76% increased;
- 23.86% decreased.



Question 28

There is satisfactory legal protection for underrepresented/disadvantaged populations

- 49.49% no;
- 20.33% yes;
- 30.18% do not know.

Question 29

Is the national government informing enough about the decisions it is making in the EU?

- 73.11% no;
- 11.74% yes;
- 15.15% do not know.

Question 30

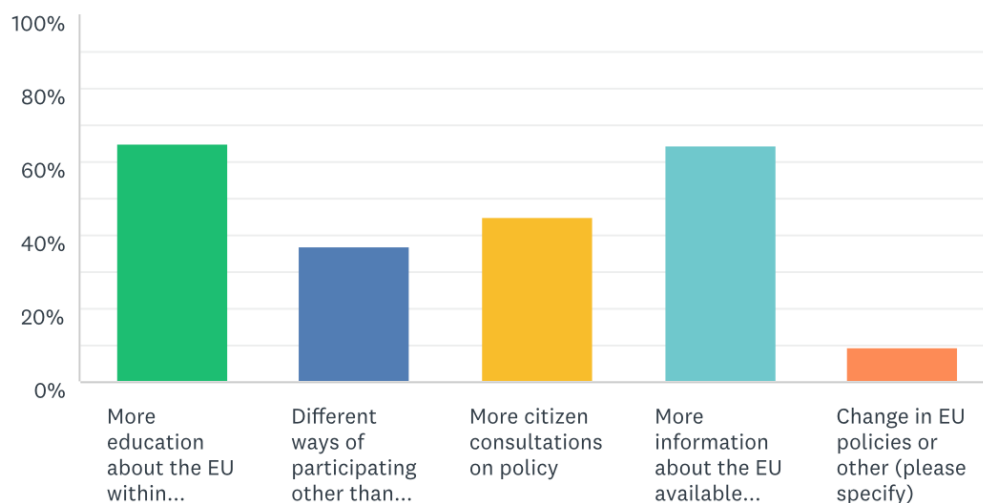
Awareness about the services provided by the Europe Direct Information Centres

- 86.87% not aware about.

Question 31

What would make people more connected to the EU

- 65.15% more education about the EU within schools;
- 64.65% more information about the EU available publicly;
- 44.82% more citizen consultations on policy;
- 36.96% different ways of participating other than MEP elections.



Question 32

Do you feel privileged being a citizen of the EU?

- 73.61% yes;
- 17.55% no.